

# ***ANNUAL REPORT***

OF

*FLS-W*

FALLS WATER CO., INC.  
NAME

2180 N. Deborah Dr., Idaho Falls, ID 83401  
ADDRESS

TO THE

**IDAHO PUBLIC**

**UTILITIES COMMISSION**

FOR THE

YEAR ENDED December 31, 2009

RECEIVED  
2010 MAR 25 AM 8:20  
IDAHO PUBLIC  
UTILITIES COMMISSION

**Falls Water Company Confidential ANNUAL REPORT FOR WATER UTILITIES TO  
THE IDAHO PUBLIC UTILITIES COMMISSION  
FOR THE YEAR ENDING December 31, 2009**

**COMPANY INFORMATION**

1 Give full name of utility Falls Water Co., Inc.  
 Telephone Area Code (208) 522-1300  
 E-mail address scott1@fallswater.com  
 2 Date of Organization 1/7/1959  
 3 Organized under the laws of the state of Idaho  
 4 Address of Principal Office (number & street) 2180 N Deborah Dr  
 5 P.O. Box (if applicable) \_\_\_\_\_  
 6 City Idaho Falls  
 7 State Idaho  
 8 Zip Code 83401  
 9 Organization (proprietor, partnership, corp.) Corporation  
 10 Towns, Counties served Bonneville County and portions of Ammon, Idaho

11 Are there any affiliated companies? No  
 If yes, attach a list with names, addresses & descriptions. Explain any services provided to the utility.

12 Contact Information	Name	Phone No.
President (Owner)	Brent Johnson	208-709-2669
Vice President	Jay Johnson	208-589-4560
Secretary	Paul Johnson	208-709-7160
General Manager	K. Scott Bruce	208-522-1300
Complaints or Billing	K. Scott Bruce	208-522-1300
Engineering	Tony Wise	208-522-1300
Emergency Service	Tony Wise	208-522-1300
Accounting	K. Scott Bruce	208-522-1300

13 Were any water systems acquired during the year or any additions/deletions made to the service area during the year? No  
 If yes, attach a list with names, addresses & descriptions. Explain any services provided to the utility.

14 Where are the Company's books and records kept?  
 Street Address 2180 N Deborah Dr  
 City Idaho Falls  
 State Idaho  
 Zip 83401

**COMPANY INFORMATION (Cont.)**

For the Year Ended December 31, 2009

15 Is the system operated or maintained under a service contract? No

16 If yes: With whom is the contract? \_\_\_\_\_

When does the contract expire? \_\_\_\_\_

What services and rates are included? \_\_\_\_\_

17 Is water purchased for resale through the system? Yes, Leased well site within FWC's Service Area

18 If yes: Name of Organization Lincoln Land Company LLC

Name of owner or operator Well operated by Falls Water Company, Inc.

Mailing Address PO Box 1768

City Idaho Falls

State Idaho

Zip 83403

Water Purchased	Gallons/CCF	\$Amount
	7,523,700	\$ 1,112.00

19 Has any system(s) been disapproved by the Idaho Division of Environmental Quality? No

If yes, attach full explanation

20 Has the Idaho Division of Environmental Quality recommended any improvements? No

If yes, attach full explanation

21 Number of Complaints received during year concerning:

Quality of Service 3

High Bills 43

Disconnection 6

22 Number of Customers involuntarily disconnected 64

23 Date customers last received a copy of the Summary of Rules required by IDAPA 31.21.01.701? July 2009

Attach a copy of the Summary

24 Did significant additions or retirements from the Plant Accounts occur during the year? Yes

If yes, attach full explanation and an updated system map

**REVENUE & EXPENSE DETAIL**

For the Year Ended December 31, 2009

ACCT #	DESCRIPTION		
<b><u>400 REVENUES</u></b>			
1	460	Unmetered Water Revenue	343
2	461.1	Metered Sales - Residential	917,725
3	461.2	Metered Sales - Commercial, Industrial	32,999
4	462	Fire Protection Revenue	-
5	464	Other Water Sales Revenue	2,489
6	465	Irrigation Sales Revenue	-
7	466	Sales for Resale	-
8	400	Total Revenue (Add Lines 1 - 7) (also enter result on Page 4, line 1)	953,556
9	* DEQ Fees Billed separately to customers		Booked to Acct #
10	** Hookup or Connection Fees Collected	108,250	Booked to Acct # 271.3
11	***Commission Approved Surcharges Collected		Booked to Acct #
<b><u>401 OPERATING EXPENSES</u></b>			
12	601.1-6	Labor - Operation & Maintenance	171,885
13	601.7	Labor - Customer Accounts	2,157
14	601.8	Labor - Administrative & General	163,682
15	603	Salaries, Officers & Directors	-
16	604	Employee Pensions & Benefits	71,275
17	610	Purchased Water	1,112
18	615-16	Purchased Power & Fuel for Power	124,595
19	618	Chemicals	7,250
20	620.1-6	Materials & Supplies - Operation & Maint.	40,792
21	620.7-8	Materials & Supplies - Administrative & General	62,301
22	631-34	Contract Services - Professional	6,790
23	635	Contract Services - Water Testing	10,365
24	636	Contract Services - Other	16,742
25	641-42	Rentals - Property & Equipment	62,532
26	650	Transportation Expense	22,852
27	656-59	Insurance	25,511
28	660	Advertising	1,274
29	666	Rate Case Expense (Amortization)	2,635
30	667	Regulatory Comm. Exp. (Other except taxes)	-
31	670	Bad Debt Expense	10,045
32	675	Miscellaneous	11,413
33	Total Operating Expenses (Add lines 12 - 32, also enter on Pg 4, line 2)		815,209

**INCOME STATEMENT**

For Year Ended December 31, 2009

ACCT #	DESCRIPTION		
1	Revenue (From Page 3, line 8)		<u>953,556</u>
2	Operating Expenses (From Page 3, line 33)	815,209	
3	403 Depreciation Expense	61,798	
4	406 Amortization, Utility Plant Aquisition Adj.		
5	407 Amortization Exp. - Other		
6	408.10 Regulatory Fees (PUC)	1,657	
7	408.11 Property Taxes	19,092	
8	408.12 Payroll Taxes	28,057	
9A	408.13 Other Taxes (list)		
9B			
9C			
9D			
10	409.10 Federal Income Taxes		
11	409.11 State Income Taxes	20	
12	410.10 Provision for Deferred Income Tax - Federal		
13	410.11 Provision for Deferred Income Tax - State		
14	411 Provision for Deferred Utility Income Tax Credits		
15	412 Investment Tax Credits - Utility		
16	Total Expenses from operations before interest (add lines 2-15)	925,832	
17	413 Income From Utility Plant Leased to Others		
18	414 Gains (Losses) From Disposition of Utility Plant		
19	Net Operating Income (Add lines 1, 17 & 18 less line 16)		<u>27,723</u>
20	415 Revenues, Merchandizing Jobbing and Contract Work		
21	416 Expenses, Merchandizing, Jobbing & Contracts		
22	419 Interest & Dividend Income	31	
23	420 Allowance for Funds used During Construction		
24	421 Miscellaneous Non-Utility Income	8,006	
25	426 Miscellaneous Non-Utility Expense	41,018	
26	408.20 Other Taxes, Non-Utility Operations		
27	409-20 Income Taxes, Non-Utility Operations		
28	Net Non-Utility Income (Add lines 20,22,23 & 24 less lines 21,25,26, & 27)		<u>(32,981)</u>
29	Gross Income (add lines 19 & 28)		<u>(5,258)</u>
30	427.3 Interest Exp. on Long-Term Debt		<u>69,023</u>
31	427.5 Other Interest Charges		
32	NET INCOME (Line 29 less lines 30 & 31) (Also Enter on Pg 9, Line 2)		<u><u>(74,281)</u></u>

**ACCOUNT 101 PLANT IN SERVICE DETAIL**  
 For Year Ended December 31, 2009

SUB ACCT #	DESCRIPTION	Balance Beginning of Year	Added During Year	Removed During Year	Balance End of Year
1 301	Organization				
2 302	Franchises and Consents				
3 303	Land & Land Rights	1,670,156	318,711		1,988,867
4 304	Structures and Improvements	346,178	140,754		486,932
5 305	Collecting & Impounding Reservoirs				
6 306	Lake, River & Other Intakes				
7 307	Wells	398,431	2,000		400,431
8 308	Infiltration Galleries & Tunnels				
9 309	Supply Mains				
10 310	Power Generation Equipment	16,693			16,693
11 311	Power Pumping Equipment	376,870	21,578		398,448
12 320	Purification Systems	23,626	2,810		26,436
13 330	Distribution Reservoirs & Standpipes				
14 331	Trans. & Distrib. Mains & Accessories	906,136			906,136
15 333	Services				
16 334	Meters and Meter Installations	918,324	38,409		956,733
17 335	Hydrants	48,221	2,150		50,371
18 336	Backflow Prevention Devices				
19 339	Other Plant & Misc. Equipment				
20 340	Office Furniture and Equipment	33,625	3,271		36,896
21 341	Transportation Equipment	60,607			60,607
22 342	Stores Equipment				
23 343	Tools, Shop and Garage Equipment	24,049			24,049
24 344	Laboratory Equipment				
25 345	Power Operated Equipment				
26 346	Communications Equipment				
27 347	Miscellaneous Equipment				
28 348	Other Tangible Property				
29	<b>TOTAL PLANT IN SERVICE</b>	<b>4,822,915</b>	<b>529,683</b>	<b>-</b>	<b>5,352,598</b>

(Add lines 1 - 28)

Enter beginning & end of year totals on Pg 7, Line 1

**ACCUMULATED DEPRECIATION ACCOUNT 108.1 DETAIL**

For Year Ended December 31, 2009

SUB ACCT #	DESCRIPTION	Depreciation Rate %	Balance Beginning of Year	Balance End of Year	Increase or (Decrease)
1 304	Structures and Improvements		6239.19	21,640	15,401
2 305	Collecting & Impounding Reservoirs				
3 306	Lake, River & Other Intakes				
4 307	Wells		50,709	64,132	13,423
5 308	Infiltration Galleries & Tunnels				
6 309	Supply Mains				
7 310	Power Generation Equipment		9,285	10,120	835
8 311	Power Pumping Equipment		126,903	146,775	19,873
9 320	Purification Systems		17,518	18,583	1,064
10 330	Distribution Reservoirs & Standpipes				-
11 331	Trans. & Distrib. Mains & Accessories		139,476	162,475	22,999
12 333	Services				
13 334	Meters and Meter Installations		300,829	386,084	85,255
14 335	Hydrants		3,208	4,851	1,643
15 336	Backflow Prevention Devices				
16 339	Other Plant & Misc. Equipment				
17 340	Office Furniture and Equipment		15,148	21,781	6,633
18 341	Transportation Equipment		36,850	44,716	7,866
19 342	Stores Equipment				
20 343	Tools, Shop and Garage Equipment		11,083	14,414	3,331
21 344	Laboratory Equipment				
22 345	Power Operated Equipment				
23 346	Communications Equipment				
24 347	Miscellaneous Equipment				
25 348	Other Tangible Property		89633.33	179266.66	89,633
26	TOTALS (Add Lines 1 - 25)		806,883	1,074,838	267,955

Enter beginning & end of year totals on Pg 7, Line 7

**BALANCE SHEET**

For Year Ended December 31, 2009

<u>ASSETS</u>		Balance	Balance	Increase
ACCT #	DESCRIPTION	Beginning of Year	End of Year	or (Decrease)
1 101	Utility Plant in Service (From Pg 5, Line 29)	4,822,915	5,352,598	529,683
2 102	Utility Plant Leased to Others			
3 103	Plant Held for Future Use			
4 105	Construction Work in Progress			
5 114	Utility Plant Aquisition Adjustment			
6	Subtotal (Add Lines 1 - 5)	4,822,915	5,352,598	529,683
7 108.1	Accumulated Depreciation (From Pg 6, Line 26)	806,883	1,074,838	267,955
8 108.2	Accum. Depr. - Utility Plant Lease to Others			
9 108.3	Accum. Depr. - Property Held for Future Use			
10 110.1	Accum. Amort. - Utility Plant in Service			
11 110.2	Accum. Amort. - Utility Plant Lease to Others			
12 115	Accumulated Amortization - Aquisition Adj.			
13	Net Utility Plant (Line 6 less lines 7 - 12)	4,016,033	4,277,760	261,727
14 123	Investment in Subsidiaries			
15 125	Other Investments			
16	Total Investments (Add lines 14 & 15)			
17 131	Cash	470,801	289,343	(181,459)
18 135	Short Term Investments			
19 141	Accts/Notes Receivable - Customers	64,491	68,993	4,502
20 142	Other Receivables	95,940	58,729	(37,211)
21 145	Receivables from Associated Companies			
22 151	Materials & Supplies Inventory			
23 162	Prepaid Expenses	13,135	25,097	11,962
24 173	Unbilled (Accrued) Utility Revenue			
25 143	Provision for Uncollectable Accounts	1,300	1,300	-
26	Total Current (Add lines 17 -24 less line 25)	643,067	440,862	(202,206)
27 181	Unamortized Debt Discount & Expense			
28 183	Preliminary Survey & Investigation Charges			
29 184	Deferred Rate Case Expenses			
30 186	Other Deferred Charges			
31	<b>Total Assets (Add lines 13, 16 &amp; 26 - 30)</b>	<b>4,659,100</b>	<b>4,718,622</b>	<b>59,522</b>



**BALANCE SHEET**

For Year Ended December 31, 2009

<b>LIABILITIES &amp; CAPITAL</b>		Balance	Balance	Increase
ACCT #	DESCRIPTION	Beginning of Year	End of Year	or (Decrease)
1	201-3 Common Stock	25,000	25,000	-
2	204-6 Preferred Stock			
3	207-13 Miscellaneous Capital Accounts			
4	214 Appropriated Retained Earnings			
5	215 Unappropriated Retained Earnings	256,007	181,726	(74,281)
6	216 Reacquired Capital Stock			
7	218 Proprietary Capital			
8	Total Equity Capital (Add Lines 1-5+7 less line 6)	281,007	206,726	(74,281)
9	221-2 Bonds			
10	223 Advances from Associated Companies	77,565	68,371	(9,194)
11	224 Other Long - Term Debt	1,099,610	1,349,957	250,347
12	231 Accounts Payable	57,587	57,587	-
13	232 Notes Payable	15,553	22,614	7,061
14	233 Accounts Payable - Associated Companies	19,773	64,817	45,044
15	235 Customer Deposits (Refundable)			
16	236.11 Accrued Other Taxes Payable			
17	236.12 Accrued Income Taxes Payable			
18	236.2 Accrued Taxes - Non-Utility			
19	237-40 Accrued Debt, Interest & Dividends Payable			
20	241 Misc. Current & Accrued Liabilities	279	256	(23)
21	251 Unamortized Debt Premium			
22	252 Advances for Construction			
23	253 Other Deferred Liabilities			
24	255.1 Accumulated Investment Tax Credits - Utility			
25	255.2 Accum. Investment Tax Credits - Non-Utility			
26	261-5 Operating Reserves			
27	271 Contributions in Aid of Construction	3,397,237	3,442,512	45,275
28	272 Accum. Amort. of Contrib. in Aid of Const. **	(289,510)	(494,218)	(204,707)
29	281-3 Accumulated Deferred Income Taxes			
30	Total Liabilities (Add lines 9 - 29)	4,378,093	4,511,896	133,803
31	<b>TOTAL LIAB &amp; CAPITAL ( Add lines 8 &amp; 30)</b>	<b>4,659,100</b>	<b>4,718,622</b>	<b>59,522</b>

\*\* Only if Commission Approved

**STATEMENT OF RETAINED EARNINGS**  
For Year Ended December 31, 2009

1	Retained Earnings Balance @ Beginning of Year	256,007
2	Amount Added from Current Year Income (From Pg 4, Line 32)	(74,281)
3	Other Credits to Account	(0)
4	Dividends Paid or Appropriated	
5	Other Distributions of Retained Earnings	
6	Retained Earnings Balance @ End of Year	181,726

**CAPITAL STOCK DETAIL**

7	Description (Class, Par Value etc.)	No. Shares Authorized	No. Shares Outstanding	Dividends Paid
	COMMON	1000	25	

**DETAIL OF LONG-TERM DEBT**

8	Description	Interest Rate	Year-end Balance	Interest Paid	Interest Accrued
	Frontier Property Group	6%	68,371	4,938	
	DEQ State Revolving Loan Fund - DW-9923	3.25%	215,594	7,651	
	DEQ State Revolving Loan Fund - Well #9	3.25%	1,134,363	56,433	

**SYSTEM ENGINEERING DATA**

For Year Ended December 31, 2009

1 Provide an updated system map if significant changes have been made to the system during the year.

2 Water Supply:

Pump Designation or location	Rated Capacity (gpm)	Type of Treatment: (None, Chlorine Fluoride Filter etc.)	Annual Production (000's Gal.)	Water Supply Source (Well, Spring, Surface Wtr)
Well #1	750	SAND SEP/CHLRN	82,666	WELL
Well #2	400	CHLORINATION	117,047	WELL
Well #4	1500	SAND SEP/CHLRN	12,973	WELL
Well #5	750	SAND SEP/CHLRN	329,160	WELL
Well #6 (Pump 6)	600		3,335	WELL
Pump #7 (In Well #6)	600		88,245	WELL
Well #8	1500	CHLORINATION	7,524	WELL
Well #9	3000	CHLORINATION	222,563	WELL

3 System Storage:

Storage Designation or Location	Total Capacity 000's Gal.	Usable Capacity 000's Gal.	Type of Reservoir (Elevated, Pressurized, Boosted)	Construction (Wood, Steel Concrete)
Well 2/4	5	1.8	Pressurized	Steel

(Duplicate form and attach if necessary. Asterisk facilities added this year.)

**SYSTEM ENGINEERING DATA  
(continued)**

For Year Ended December 31, 2009

4 Pump information for ALL system pumps, including wells and boosters.

Designation or Location & Type of Pump**	Horse Power	Rated Capacity (gpm)	Discharge Pressure (psi)	Energy Used This Year
Well #2, Turbine Pump #2	40	400	65	
Well #4, Turbine Pump #4	150	1500	65	
Well #6, Submersible Pump #6	75	600	65	
Pump #7, Submersible Pump #7	75	600	65	
SUBTOTAL OF ABOVE			The Above are all on one Power Meter Totaling	436,640
Well #1, VFD Turbine Pump #1	75	750	65	202,881
Well #5, Turbine Pump #5	75	750	65	443,436
Well #8, Turbine Pump #8	150	1500	65	17,280
Well #9, VFD Turbine Pump #9	400	3000	65	644,880

**\*\* Submit pump curves unless previously provided or unavailable. Asterisk facilities added this year.  
Attach additional sheets if inadequate space is available on this page.**

5 If Wells are metered:

What was the total amount pumped this year?	<u>983,220,490</u>
What was the total amount pumped during peak month?	<u>198,169,671</u>
What was the total amount pumped on the peak day?	<u>8,201,200</u>

6 If customers are metered, what was the total amount sold in peak month? 217,284,000

7 Was your system designed to supply fire flows? Yes  
 If Yes: What is current system rating? 4

8 How many times were meters read this year? 7  
 During which months? April, May, June, July, August, September, October for Residential.  
Commercial and Multi-family Residential are read year round.

9 How many additional customers could be served with no system improvements  
 except a service line and meter? 800  
 How many of those potential additions are vacant lots? 800

10 Are backbone plant additions anticipated during the coming year? No  
 If Yes, attach an explanation of projects and anticipated costs!

11 In what year do you anticipate that the system capacity (supply, storage or distribution)  
 will have to be expanded? 2010

**SYSTEM ENGINEERING DATA  
(continued)**

For Year Ended December 31, 2009

**FEET OF MAINS**

1	Pipe Size	In Use Beginning Of Year	Installed During Year	Abandoned During Year	In Use End of Year
	2"	1,238.85	-	-	1,238.85
	4"	1,879.42	-	-	1,879.42
	6"	220,181.26	-	-	220,181.26
	8"	71,550.02	-	-	71,550.02
	10"	29,489.35	-	-	29,489.35
	12"	21,849.43	-	-	21,849.43

**CUSTOMER STATISTICS**

	Number of Customers		Thousands of Gallons Sold	
	This Year	Last Year	This Year	Last Year
2 Metered:				
2A Residential	3,609	3,519	893,616	893,616
2B Commercial	81	71	39,284	39,284
2C Industrial				
3 Flat Rate:				
3A Residential	-	4	N/A	N/A
3B Commercial				
3C Industrial				
4 Private Fire Protection				
5 Public Fire Protection	372	372	N/A	N/A
6 Street Sprinkling				
7 Municipal, Other				
8 Other Water Utilities				
<b>TOTALS (Add lines 2 through 8)</b>	<b>4,062</b>	<b>3,966</b>	<b>932,900</b>	<b>932,900</b>

# CERTIFICATE

State of Idaho )  
 ) ss  
County of Bonneville )

WE, the undersigned Brent Johnson, President, and K. Scott Bruce, General Manager, of the of the Falls Water Company, Inc. utility, on our oath do severally say that the foregoing report has been prepared under our direction, from the original books, papers and records of said utility; that we have carefully examined same, and declare the same to be a correct statement of the business and affairs of said utility for the period covered by the report in respect to each and every matter and thing therein set forth, to the best of our knowledge, information and belief.

  
(Chief Officer)

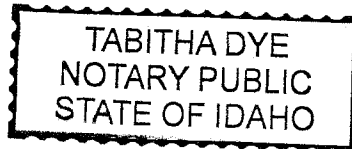
  
(Officer in Charge of Accounts)

Subscribed and Sworn to Before Me

this 23 day of March, 2010

  
NOTARY PUBLIC

My Commission Expires August 19, 2013



gdk/excel/jnelson/anulrpts/wtrannualrpt

**In response to question 23 on page 2, attached is a copy of the Falls Water Spout which was distributed to our customer with the July 2009 statements.**

**In response to question 24 on page 2, attached is a copy of an updated system map. The list of significant assets added to the system during 2009 include:**

1. \$318,711 towards the purchase of water rights from Idaho Water Company, LLC.
2. \$140,754 completion of Well #9 project.

The Falls Water Company has operated since 1959 and currently serves over 3,400 homes in the following areas of Bonneville County:

- Ammon-Lincoln Industrial Park
- Birchwood Estates
- Bridge Water
- Calico Sky
- Caribou Meadows
- Centennial Ranch (from Aschli Lane northward)
- Clover Canyon
- Cloverdale Estates
- Cornerstone Community
- Country Corner Estates
- Crimson Valley
- Crow Creek Estates
- Denise Subdivision
- East Park
- Fairmont Village
- Fall Creek Addition
- First Street Mobile Park
- Grayson Subdivision (Iona Rd)
- Green Oak Meadow
- Henderson Subdivision
- Lawndale Estates
- Liberty Park
- Lincoln Industrial Park
- Lincoln Park
- Lincoln Road (Hitt to Crowley Rd)
- Lincoln Townsite
- McDonald's Farm
- Mobile Home Estates (Fallsbrook)
- Monte Vista Subdivision
- North Springs
- Old Mill
- Red Rock Estates
- Rettius Retreat
- Ridge View

Stone Arbor

- Summerset Subdivision
- Summit Park
- Victor Hanks Subdivision
- Warm Spring Meadows
- Washington Park
- Wood River Estates


### Memberships

American Waterworks Association  
Idaho Rural Water Association

### Regulated by:

Idaho Public Utilities Commission  
Idaho Department of Environmental Quality  
Idaho Department of Water Resources  
U.S. Environmental Protection Agency

# Quality On Tap!

Our Commitment  Our Profession

# THE FALLS WATER SPOUT


Falls Water Company's  
Information Pipeline  
For 2009

### FALLS WATER COMPANY, INC.

2180 Deborah Dr.  
Idaho Falls, Idaho 83401  
Phone: (208) 522-1300  
FAX: (208) 522-4099  
Check us out on the web:  
[www.fallswater.com](http://www.fallswater.com)



We are your water provider and we would like you to become familiar with some of our policies.



## WATER SOURCE

Your water is supplied through a network of several inter-connected deep wells throughout the service area. The computer controlled pumps and distribution system automatically delivers water to meet the fluctuating demand.

The water is tested frequently by the state health department and by an independent laboratory to ensure that it meets all state and federal water quality standards. The water is normally chlorinated.

Falls Water Company operates in compliance with and is regulated by the Idaho Department of Environmental Quality and the Idaho Public Utilities Commission (IPUC). You may contact the Idaho Public Utilities Commission by calling their toll-free line at 1-800-432-0369.



## WATER RATES

The IPUC approved rate for metered residential, metered multi-family residential, and metered commercial rates are \$14.00 minimum charge for the first 12,000 gallons plus \$0.667 per thousand gallons of water used over 12,000 in a billing cycle or portion of a billing cycle.

The metered customer bills are calculated on water use between meter readings and are due by the 15<sup>th</sup> of the following month. The minimum monthly charge includes a \$0.35 per month Idaho Drinking Water Fee which we pass on to the Idaho Division of Environmental Quality.

The one-time Hook-up Fee for newly constructed homes is \$500 for a 3/4" meter, \$600 for a 1" meter, \$930 for a 1 1/2" meter, and \$1,205 for a 2" meter

Reconnect fees after involuntary disconnection are \$20 for reconnection during office hours,

8:00 a.m. to 5:00 p.m., and \$40 if reconnected after office hours. No reconnections will be done after 7:00 p.m. for involuntary disconnections.

A \$15 collection fee will be charged, if during the collections process for nonpayment of service, our serviceman receives a partial or full payment on a past due account, while at the residence to turn off water.



## THE METER COVER

Our meter readers and service personnel must have access to the water meter located in your lawn. Please do not cover the meter with landscaping or other obstacles. If you fence your yard, be sure to leave the meter on the outside of the fence. You can identify the cover as a round cast iron lid near where the water line enters your property.



## TERMINATION RULES

Your water service can be disconnected for (1) non-payment of delinquent bills, (2) failure to abide by the terms of a payment arrangement, (3) fraudulent or unauthorized use of service, or (4) violation of utility rules.

Notice of proposed termination will be sent at least one week prior to the proposed termination date. Another notice will be given 24-hours before the proposed termination date. If more than twenty-one days elapse after the proposed termination date before the actual termination date, then an additional 24-hour notice will be attempted.

Termination of service can be stopped or delayed by correcting the delinquency, making reasonable payment arrangements, certifying that a medical emergency exists, or filing a complaint with the Idaho Public Utilities Commission.

**Customers having difficulty paying their water bill should contact us to make payment arrangements.** Agreeing to and following a payment plan will prevent termination of service on delinquent accounts.




## FIRE HYDRANTS

Any customer with a fire hydrant located on their property is responsible to make sure that access to the hydrant is not blocked by landscaping, trees and shrubs, or by fences. Fire department personnel must be able to easily get to all sides of a hydrant in the case of a fire.



## SPRINKLING

Falls Water does not have established watering days, but we urge you not to waste water. A nozzle or sprinkler **must always** be used when watering your lawn. Use of an "open" hose can result in termination of service.



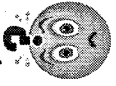
## BEFORE YOU DIG

Idaho Law requires that you call Dig Line utility locating service prior to any excavating in an easement or digging deeper than 18 inches anywhere on or off your property. Call **811** or **1-800-342-1585** three days before digging.



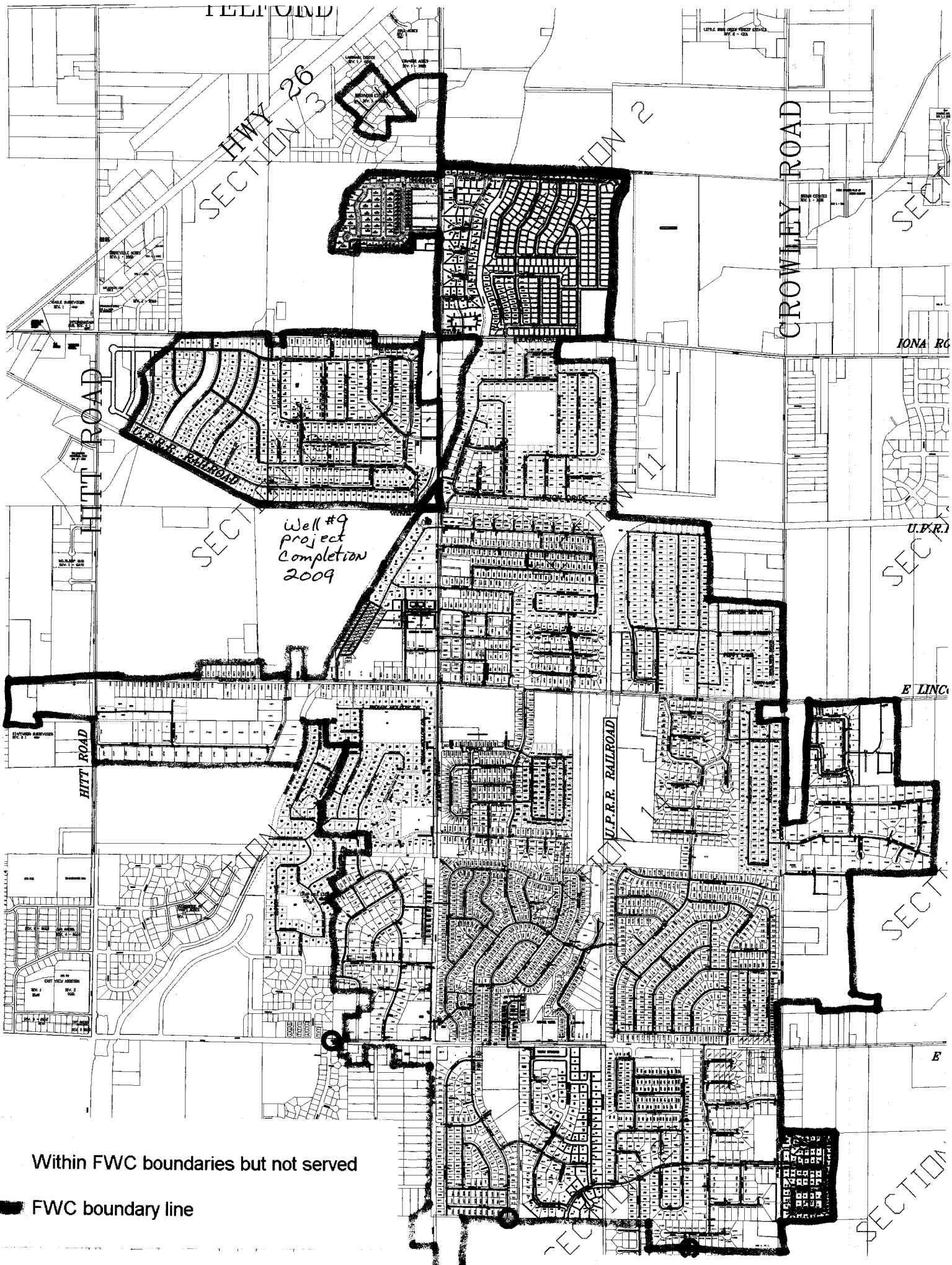
## IMPORTANT REMINDERS

1. It is the owner's responsibility to repair any water leaks in the service line from the meter to the home, and any leaks in the home or under the home. Prompt repairs of leaks results in lower billings and conserves water.
2. Be sure to keep a pencil-sized stream of water running during severe cold weather to prevent costly and inconvenient freeze-ups. You will be responsible for repairing any freeze-up beyond the meter.
3. Make sure you know where the main water shutoff valve in your house is located in case you have a "plumbing emergency".



## QUESTIONS?

Please give us a call...  
208-522-1300



Within FWC boundaries but not served

**█** FWC boundary line